

Portaportal

Did you ever find a cool web site, bookmark it and then forget which computer it is bookmarked on? Never again!

Do you want to enable your kids to access your sites without spending half of the period typing URL's?

This is a neat way to organize favorites and always have them available.

If you would like to use "Guest Access" to try out some portals, please do.

My Favorites	Use: KVCC
Maranacook Sites	Use: MCS
Learning Center Games	Use: LC139
Differentiation	Use: DIMCS
College-Ready Information	Use: gearup70e

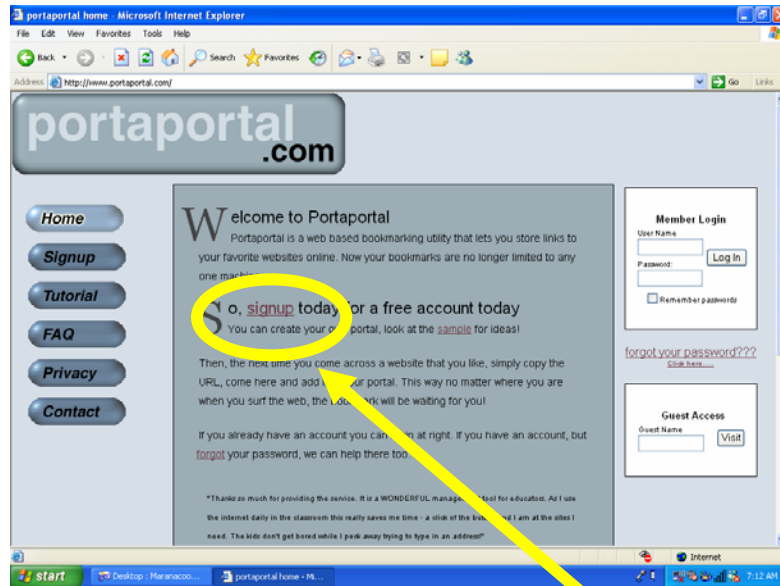
You can have as many portals as you would like.

You can have as many categories as you would like in each portal.

You can set different preferences to suit your needs, including colors, new windows, etc.

Portaportal is a great place to store your favorite bookmarks. You can have as many accounts as you need. You might have one for personal sites and different portals for particular classes or groups. (You will still want to have a list of the URL's someplace in case Portaportal is not available.)

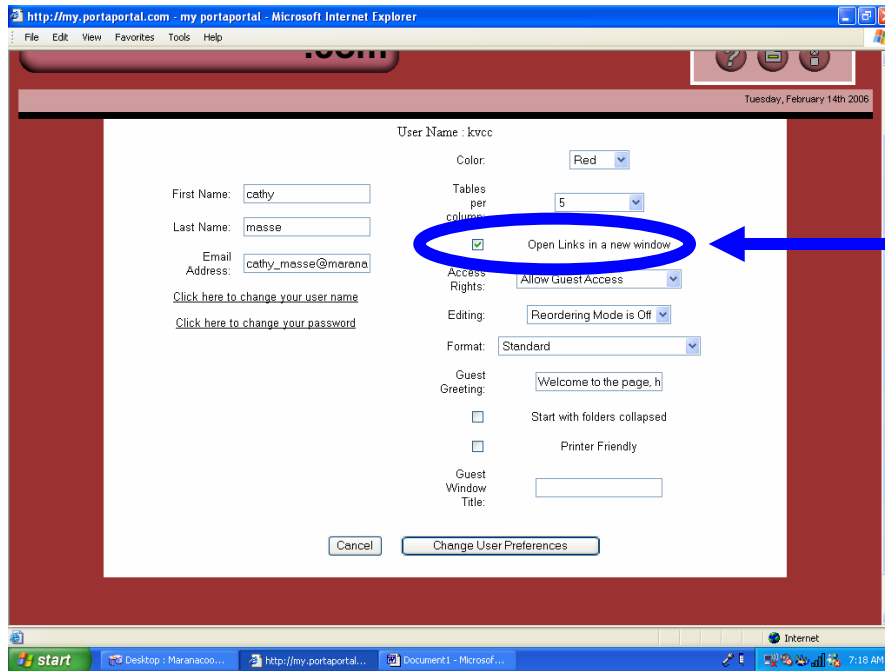
Step 1: Go to www.portaportal.com.
This is the page you will see.



Step 2: Set up your own free account by clicking on "signup."
You will see a window that looks like this. Go ahead and fill out the requested information.



Once you have your account set up you can go to the preference screen and set things up the way you would like them.

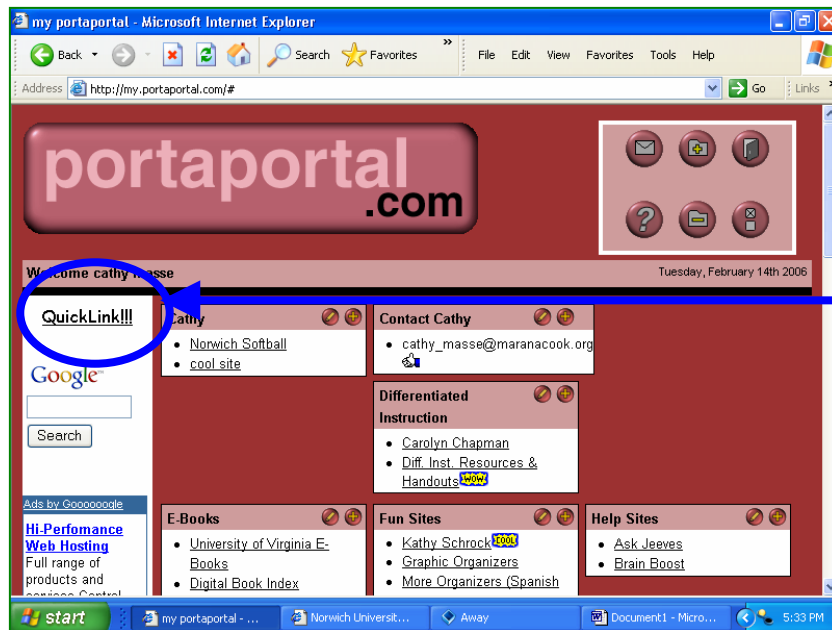


I would encourage you to check this box so links will open a new window. (Then you won't make a mistake and close the portal you are using.)

You will see this menu in the upper right-hand corner of the screen.

- 1...will place the categories in alphabetical order.
- 2...is what you will click to add a category.
- 3...is where you would log out.
- 4...is the help portion of the program, where you can visit the tutorial.
- 5...is where you would edit a category.
- 6...is where you go to set or change preferences.





If you click on "Quick Link" it will open a small window that you can keep available for adding bookmarks easily.

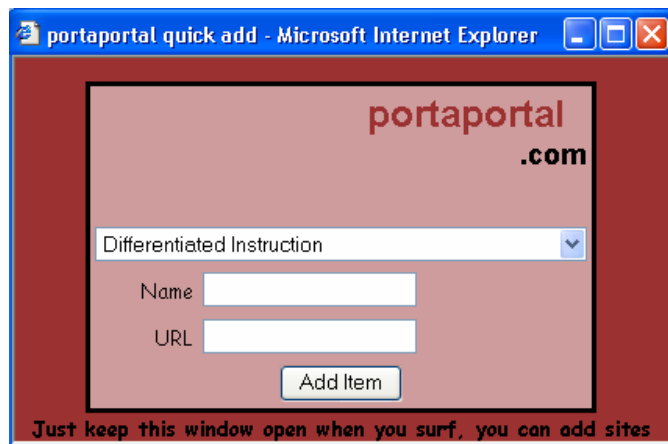
This is the pop-up window.

Choose the category you would like to add a link to.

Choose the name that will explain the site.

Insert the URL.

Click on "Add Item" and you will have a new link.



Have Fun!

If you have any questions feel free to contact me:

kathrynm@maine.edu

Handout developed by Portaportal guru Cathy Masse from Maranacook Community School - cathy_masse@maranacook.org. Distributed by the Maine Support Network - office@mainesupportnetwork.org